



2020 SCHOOL PERFORMANCE DATA

2020 SCHOOL PERFORMANCE DATA

The following information pertains to the 2020 calendar year.

1. CONTEXTUAL INFORMATION

Mercy College is located in Koondoola, a north-eastern suburb of Perth, WA. Mercy College is a Catholic K - 12 school comprising approximately 1650 students. The College first opened in 1972 as a secondary school with a primary school being built on an adjacent block soon after. However, in 2001, the decision was made to amalgamate the two schools.

Since 2002, Mercy College has included both primary (Kindergarten - Year Six) and secondary (Years 7 - 12) students. Mercy College is very multicultural with our students being representative of over fifty-six different nationalities.

2. TEACHER STANDARDS AND QUALIFICATIONS

Mercy College employed 132 teaching staff in 2020. Collectively, the qualifications held by teachers and the numbers who hold these qualifications are:



QUALIFICATION	NUMBER
Certificate II	2
Certificate III	5
Certificate IV	29
Diploma	17
Advanced Diploma	1
Bachelor Degree	110
Bachelor Degree (Honours)	14
Graduate Certificate	16
Graduate Diploma	46
Masters Degree	21
Doctoral Degree	1

3. WORKFORCE COMPOSITION

There were 205 people employed at Mercy College in 2020. Of these, there were 132 teachers (both full time and part time) – 32 male and 100 female, 73 non-teaching staff – 17 male and 56 females, of which one female staff member is indigenous.

4. STUDENT ATTENDANCE AT SCHOOL

Year Group	2020 Attendance
Pre-Primary	91.04%
Year One	93.12%
Year Two	91.47%
Year Three	92.60%
Year Four	93.52%
Year Five	92.06%
Year Six	93.11%
Year Seven	92.43%
Year Eight	90.95%
Year Nine	90.24%
Year Ten	90.92%
Year Eleven	89.95%
Year Twelve	89.51%

Non-attendance is managed by the parents of absent students being expected to inform the school via telephone call, SMS, email, or written note of the reasons for their son/daughter's absence. If this is not received by the school, parents are prompted via phone call, SMS or (mailed) letter.

In cases of chronic absenteeism, the school works with families to at first identify the reasons and then address them. Extreme cases are referred to the district participation officer for intervention.

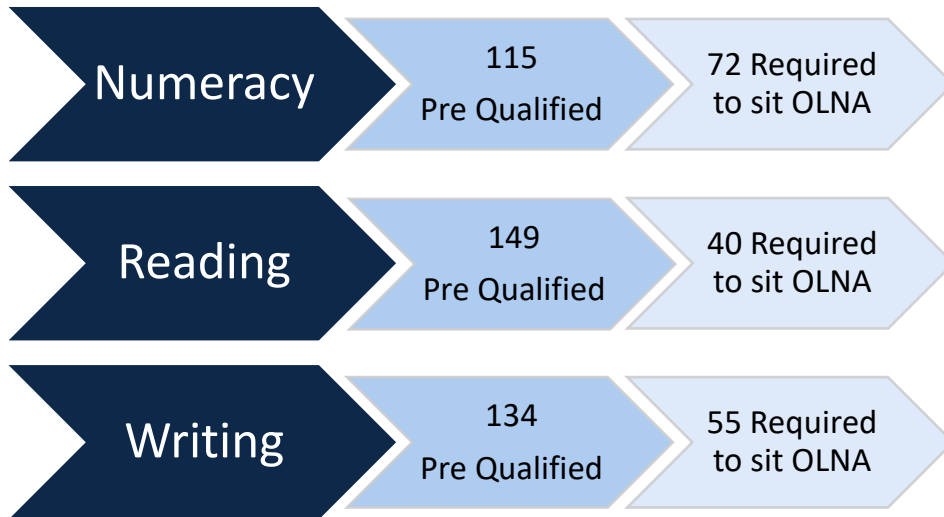
Love in Action



2020 SCHOOL PERFORMANCE DATA

5. NAPLAN ANNUAL ASSESSMENTS

The Australian Curriculum, Assessment and Reporting Authority (ACARA) cancelled NAPLAN in 2020, due to the impact of COVID-19. As a result of this Western Australian students in Year Nine were provided the opportunity to sit the Online Literacy and Numeracy Assessment (OLNA).



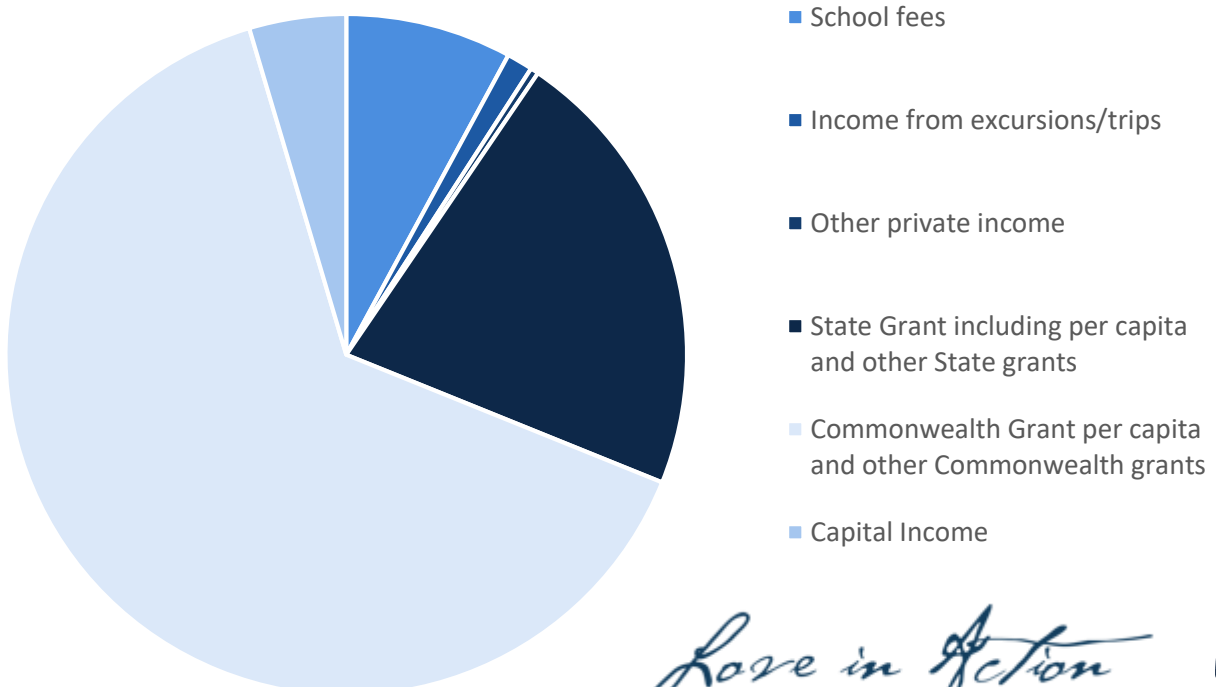
6. PARENT, STUDENT AND TEACHER SATISFACTION

Due to the impact of COVID-19 disruptions on the Mercy College community, a Parent, Student and Teacher Satisfaction survey did not take place in 2020.

7. SCHOOL INCOME

The total gross income for the school year ending 31 December 2020 was \$22,490,771.68. Information about the School's finances is published on the My School Website and is available for public viewing.

My School



Love in Action



2020 SCHOOL PERFORMANCE DATA

8. SENIOR SECONDARY OUTCOMES

ANALYSIS OF YEAR TWELVE STUDENTS IN 2020

173 Students eligible for WACE

93.2% Achieved WACE

VET

6 Certificate IV Qualifications

75 Certificate III Qualifications

146 Certificate II Qualifications

OLNA

96% Numeracy Achievement

99% Reading Achievement

99% Writing Achievement



SCHOOL CURRICULIM & STANDARDS AUTHORITY AWARDS

1 CERTIFICATE OF EXCELLENCE
MATHEMATICS METHODS

2 CERTIFICATES OF DISTINCTION

17 CERTIFICATES OF MERIT

FIRST 50 MEDIAN ATAR

PLACED 46 IN WA SCHOOL RANKING

82.5% MEDIAN ATAR

6.1% IMPROVEMENT

0.65% ABOVE STATE MEDIAN

HIGHEST PERFORMING STUDENTS IN YEAR 12 ATAR COURSES IN WA

COMPUTER SCIENCE
MODERN HISTORY
POLITICS AND LAW
PSYCHOLOGY
RELIGION AND LIFE

Based on the percentage of students in the top 15% of all students in the course

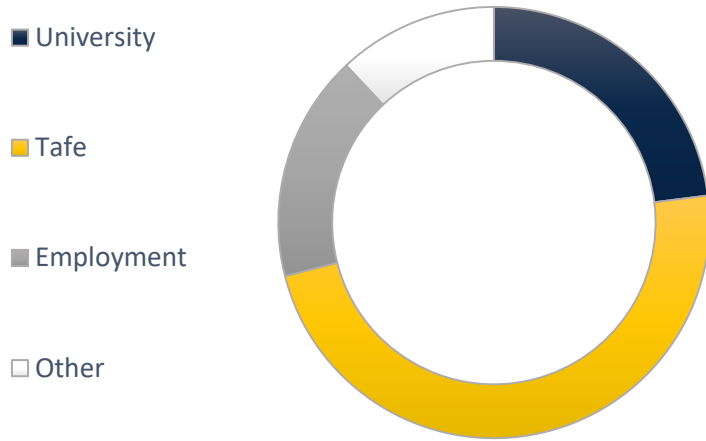
Love in Action



2020 SCHOOL PERFORMANCE DATA

9. POST SCHOOL DESTINATIONS

77.8% of Students received their Public University First Preference



10. ANNUAL SCHOOL IMPROVEMENT

2020 School Improvement Plan Progress Report



2020 SCHOOL IMPROVEMENT PLAN
PROGRESS REPORT



Love in Action

